

MX vs. ATV UNTAMED




XBOX 360 LIVE



© 2009 THQ Inc. THQ and its logo are trademarks and/or registered trademarks of THQ Inc. All rights reserved. All other trademarks, logos and copyrights are property of their respective owners. Microsoft, Xbox, Xbox 360, Xbox LIVE, and the Xbox logos are trademarks of the Microsoft group of companies.

XBOX 360

LIVE



Online Interactions
Not Rated by
the ESRB



⚠ WARNING Before playing this game, read the Xbox 360® Instruction Manual and any peripheral manuals for important safety and health information. Keep all manuals for future reference. For replacement manuals, see www.xbox.com/support or call Xbox Customer Support.

Important Health Warning About Playing Video Games

Photosensitive Seizures

A very small percentage of people may experience a seizure when exposed to certain visual images, including flashing lights or patterns that may appear in video games. Even people who have no history of seizures or epilepsy may have an undiagnosed condition that can cause these “photosensitive epileptic seizures” while watching video games.

These seizures may have a variety of symptoms, including lightheadedness, altered vision, eye or face twitching, jerking or shaking of arms or legs, disorientation, confusion, or momentary loss of awareness. Seizures may also cause loss of consciousness or convulsions that can lead to injury from falling down or striking nearby objects.

Immediately stop playing and consult a doctor if you experience any of these symptoms. Parents should watch for or ask their children about the above symptoms—children and teenagers are more likely than adults to experience these seizures. The risk of photosensitive epileptic seizures may be reduced by taking the following precautions: Sit farther from the screen; use a smaller screen; play in a well-lit room; and do not play when you are drowsy or fatigued.

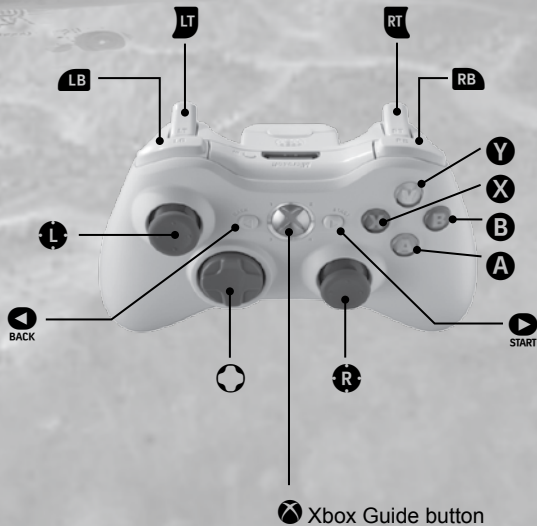
If you or any of your relatives have a history of seizures or epilepsy, consult a doctor before playing.

Table of Contents

Xbox 360® Controller.....	2
Game Controls.....	3
Main Menu.....	5
Game Screen / Racing Modes.....	6
Baja Career.....	8
Multiplayer.....	11
Pause Menu / Options.....	14
Vehicle Class.....	16
Limited Warranty.....	21



Xbox 360® Controller



Xbox LIVE®

Play anyone and everyone, anytime, anywhere on Xbox LIVE®. Build your profile (your gamer card). Chat with your friends. Download content at Xbox LIVE Marketplace. Send and receive voice and video messages. Get connected and join the revolution.

Connecting

Before you can use Xbox LIVE, connect your Xbox 360 console to a high-speed Internet connection and sign up to become an Xbox LIVE member. For more information about connecting, and to determine whether Xbox LIVE is available in your region, go to www.xbox.com/live.

Family Settings

These easy and flexible tools enable parents and caregivers to decide which games young game players can access based on the content rating. For more information, go to www.xbox.com/familysettings.

Game Controls



Menu Controls

Select Menu Option	or
Accept / Select	
Cancel / Back	
Menu Specific Options	or
Previous Tab	
Next Tab	

Driving Controls





Gas	
Brake	
Reverse	+
Handbrake	
Clutch	
Steer	
Preload Suspension	
Horn	
Request Repair (must be stopped & have spare tire)	
Reset on Track	+

Manual / Controls




Shift Up	
Shift Down	

Note: Selecting Manual will disable camera controls.

Camera Controls

Look Back	
Change Camera View	 BACK
Camera Lock Toggle	Click 
Camera Pan	

Game Controls

Pause Menu	 START
Zoom Map	
Toggle Damage Gauges	

Note: All controls are based on the default control settings.

MAIN MENU



After pressing **A** at the Title Screen, selecting a gamer profile and storage device, you'll be taken to the Main Menu. Here is where you'll find where to begin a new race, start a new career, select multiplayer mode or fine-tune your options. For more information on each selection, see their corresponding sections.

RACE

Get right into the driver's seat and hit the dusty trail. Choose from six different race modes: CIRCUIT RACE, RALLY RACE, HILL CLIMB, OPEN CLASS, BAJA and FREE RIDE.

BAJA CAREER

Make a living from your racing and earn credits and experience to gain access to new tracks and vehicles.

MULTIPLAYER

Play with nine other racers online or play offline with up to three friends. Choose from XBOX LIVE, SYSTEM LINK, SPLIT SCREEN and PANORAMA.

OPTIONS

Adjust the game options to fit your liking. There are ten different Option categories for you to choose from: VOLUME SETTINGS, PANORAMA SETTINGS, GRAPHIC SETTINGS, CONTROL SETTINGS, DRIVING PHYSICS, PROFILE STATS, TRACK RECORDS, CHEAT CODES, VIDEOS and CONTENT. Flip from one Option category to the next using **LB** and **RB**.

GAME SCREEN



- 1. LEAD:** How much time you are leading or trailing in the race.
- 2. TIME:** Current lap time.
- 3. MAP:** The orange arrow represents your place on the track, while the gray arrow represents the other contenders. Press to zoom in. The map will also show the location of the Helicopter and Hot pit.
- 4. POSITION:** Current position among the total racers.
- 5. LAP:** Current lap number.
- 6. WATER AND OIL:** Shows the status of your water and oil.
- 7. TIRES AND BRAKES:** Shows the status of your tires and brakes.
- 8. SHOCKS AND CLUTCH:** Shows the status of your shocks and clutch.
- 9. SPEEDOMETER:** Shows your speed, miles driven and gear.

RACING MODES

CIRCUIT RACE

These lap based race courses are between 2-3 miles in length and are set in the beautiful southwestern region of the United States and the Baja Peninsula of Mexico. These challenging tracks can cause a few bumps and scratches on your vehicle. Pull into one of the Hot pits located around the track to get repaired. Make sure you stop completely once inside the Hot pit to get the most out of their services.

RALLY RACE

It's a free for all across the wide-open desert. These point-to-point races contain a large number of vehicles on the course, but you only need to worry about vehicles in your own class. If you're racing with the damage simulation enabled, you'll want to keep the support chopper in mind when your vehicle is damaged. Make sure to stop completely next to the support chopper so you can get the most out of its repair services.

HILL CLIMB RACE



Unlike a standard hill climb when you simply try to reach the top of the rugged incline, Hill Climb Races challenge you to race both up and back down the slopes of some very rocky mountainous terrain. All vehicles will begin at the same time and compete to be first in a two lap race. Be careful though, your vehicle will become damaged more easily on the rough terrain.

OPEN CLASS CHALLENGE

It's class against class! One vehicle from each class is entered into the challenge. The slowest vehicles are placed in the front of the pack while the fastest are at the rear, giving each class an equal chance at winning the challenge.

BAJA RACE



A true test of endurance, the Baja 1000 is the grand daddy of all off-road races. This long-distance rally race is held once every year in the ruggedly beautiful Baja Peninsula of Mexico and takes up to three hours to complete. If you're not ready for the Baja 1000, there is also the Baja 250 and the Baja 500. In all the Baja races there are a variety of different class vehicles together on the course, but you are only directly competing with your own vehicle class.

In this long race, your vehicle is bound to sustain damage. When this happens you'll want to make use of the support chopper.

FREE RIDE

Step outside the standard races and create your own games and challenges as you explore the rugged world of Baja. Here you can search for bonus Discoveries as you cruise the countryside navigating your way around these open landscapes.

BAJA CAREER

There are eight different vehicle classes and over 95 tracks to master as you progress through the ultimate off-road racing experience found in the Baja Career. Race to earn both credits and experience points as you collect and upgrade dozens of high-performance off-road vehicles.

Earn credits both from purse winnings as well as through the contingency sponsorship program offered from hundreds of corporate sponsors. At the start of your career, the bulk of your earning potential will come from purse winnings. By the end of your career, contingency sponsors will represent the majority of your earnings. In order to get the most from your sponsors make sure you keep your body panels in tiptop shape. Your sponsor won't pay you unless the body panels are intact when you cross the finish line.



Each race league, open class challenge, hill climb and rally race has a number of experience points associated with finishing the event. You can race each event as many times as you like, but once you earn 1st place in any event, you will have earned as many experience points (XP) as that event has to offer.

After you purchase each new stock vehicle, you can choose from over 339 different parts to upgrade and you can tune every aspect of the vehicle's performance including: engine, power train, tires, brakes, suspension, weight, aerodynamics, cooling and plumbing.

STARTING A CAREER



To start a new career select the START CAREER option from the Baja Career Menu. From there you select your initial vehicle from the Baja Bug Class. There are six specific vehicles for you to choose from in the Baja Bug Class.

Next you'll be taken to the Baja Career Main Menu. There are four options for you to choose from, JOIN LEAGUE, INVITATIONALS, GARAGE and CAREER OVERVIEW. Here is where you'll also see your Player name, Date, available Credits and XP.

Join League

Enter a vehicle class league to participate in that league's events and races. Participating in league events gives you the chance to win credits and gain experience points. In each league's menu you view the name of the events, the number of races in the selected event, the credits awarded to the event's winner, the credits awarded to the winner of each race, the amount of XP required to enter the event, the amount of XP awarded to the event's winner and the amount of XP gained per race. Some events are single races. For these events the race environment and track are also listed.



Invitationals

View the different Invitationals available and their descriptions. Here you can also view the number of Invitational trophies you have won. Invitational availability is based on the day of the year.

GARAGE



Modify your vehicles in the Garage. Select from five options, VEHICLES, UPGRADES, TUNE, BUY CAR and TEST DRIVE.

Vehicles:

Select the vehicle you wish to alter. From here you can choose a paint scheme to give your vehicle a personal touch. To enter the Paint Scheme section press **X**. Keep in mind, only vehicles you currently own can be modified. If you ever want to sell your vehicle, you can do that here too. Press **Y** to enter the Sell Vehicle menu. You can only sell a vehicle if you have more than one.

Upgrades:

Purchase upgrades to enhance and improve your vehicle. Choose to buy upgrades for your Engine, Power Train, Tires, Brakes, Suspension, Weight and Aero, and Cooling and Plumbing.

Tune:

Fine tune and alter your vehicle to fit your personal taste. Tune the Springs, Shocks, Brakes, Transmission and Shifting. After customizing your vehicle press **A** to save your changes.



Buy Car:

Purchase a new vehicle that you can then modify and customize.

Test Drive:

Try out your new creation!

CAREER OVERVIEW

View the Overall Statistics of your career as well as your Total Experience, Total Credits, Total Time Played, Completion Percentage, League Trophies Won and Invitational Trophies Won.

MULTIPLAYER



Enter the Multiplayer Menu from the Main Menu and choose from the following four options, XBOX LIVE, SYSTEM LINK, SPLIT SCREEN and PANORAMA.



Xbox LIVE



Selecting XBOX LIVE from the Multiplayer Menu allows you to take Baja racing to a global level. Select from QUICK MATCH, CUSTOM MATCH, HOST GAME and LEADERBOARD.

Quick Match

Jump right into the action and find the first available Online match. You can choose from either RANKED or PLAYER MATCH. If no games are found, you have the option to search again by pressing **X** or you can create a game by pressing **Y**.

Custom Match

Narrow down your search for Online matches by selecting your Session type, the Tree Collision setting, Vehicle Collision setting, Vehicle Damage setting, Game Mode, Environment and Track.

Host Game

Host your own custom match. Select your Session type, how many Public Slots are available and how many Private Slots are available. You can also determine your settings for Tree Collision, Vehicle Collision, Vehicle Damage and Game Mode.

Next select your Environment and Track then press **A** to continue on to the next customization menu. There you select your game's Race Mode, number of Laps and Class Restrictions. When your game is created, simply select your vehicle and press **A** to begin the race.

NOTE: You can only create Private Slots when setting the session type to Player Match. Player Matches are unranked.

Leaderboard

See the world's top Baja racers on the Leaderboards. Select which Class, Game Mode, Environment and Track you'd like to see the ranking for then press **A** to be taken to the Leaderboards.

SYSTEM LINK

Play against other racers on the same Network and choose either to JOIN GAME or HOST GAME. If you choose to Host a game, you will be taken to the Session Settings Menu where you can set the settings for the match. These include setting the maximum number of players, Game Mode, Environment and Track. Press **A** to move on to the next menu where you select the Race Mode, number of Laps, Class Restrictions, choose whether to fill empty slots with AI and set the AI Difficulty.

SPLIT SCREEN

Play with a friend on the same system. You can play with up to four players. Select the Split Screen orientation, Game Mode, Environment and Track.

PANORAMA

Panorama is the ultimate Baja experience. This mode requires three Xbox 360™ consoles, three screens and three copies of Baja: Edge of Control. Each console displays one view from the front of the car. This gives you distinct left, front and right screens.

Select your maximum number of Opponents, Game Mode, Environment and Track. Press **A** to move to the next menu where you select your Race Mode, Laps, Class Restrictions.

You can adjust the yaw or field of view angles for the left and right screens by pressing **←** or **→** to change the yaw of the left or right screens. Press **○** to zoom in and press **○** to zoom out on all three screens.

PAUSE MENU

Pressing **START** at any time during a race takes you to the Pause Menu. From there you can select either **RESUME** to return to the race, **RESTART** to start the race over, **OPTIONS** to move to the Options Menu or **QUIT** to leave the current race.

The Pause Menu's Options Menu holds three different selections, **VOLUME SETTINGS**, **GRAPHICS SETTINGS** and **CONTROL SETTINGS**. To move between the options, press **LB** and **RB**.

VOLUME SETTINGS

Adjust the volume levels of the UI Music, Menu FX, In-Game Music, Engine and Sound FX. You can also change the music track during a race in your Playlist.

GRAPHICS

Tweak the Gamma Adjust to get the perfect image color and lighting. Use the image below the adjustment bar to see the effects of your Gamma Adjust.

CONTROL SETTINGS

Change your control button commands and choose from one of ten preset command lists.

OPTIONS

In addition to the Option Menu found in the Pause Menu, there is a more expanded Options Menu found in the Main Menu. This main Options Menu has ten total choices to select, **VOLUME SETTINGS**, **PANORAMA SETTINGS**, **GRAPHIC SETTINGS**, **CONTROL SETTINGS**, **DRIVING PHYSICS**, **PROFILE STATS**, **TRACK RECORDS**, **CHEAT CODES**, **VIDEOS** and **CONTENT**. To move between the options, press **LB** and **RB**.

VOLUME SETTINGS

Adjust the volume levels of the UI Music, Menu FX, In-Game Music, Engine and Sound FX.

PANORAMA SETTINGS

Change the Panorama Mode from **OFF** to **RIGHT** or **LEFT**. Leaving the Options Menu after changing this option to **RIGHT** or **LEFT** will begin a search for a Panorama game over the same Network.

NOTE: Panorama mode will remain engaged each time the console is turned on and the game is booted until it is canceled in the Options Menu.

GRAPHICS SETTINGS

Tweak the Gamma Adjust to get the perfect image color and lighting. Use the image below the adjustment bar to see the effects of your Gamma Adjust.

CONTROL SETTINGS

Change your control button commands and choose from one of ten preset command lists.

DRIVING PHYSICS

Select the driving physics for all four-player positions. Determine if the Traction will be **FULL**, **PARTIAL** or **OFF** and if the Transmission will be **AUTO** or **MANUAL**.

PROFILE STATS

Check the stats of your assigned Gamer Profile and the value of each stat.

TRACK RECORDS

To view the rankings and records of each track first select a **GAME MODE** and **ENVIRONMENT**, and then select a **TRACK**, **VEHICLE CLASS** and **CATEGORY**.

CHEAT CODES

View cheats after entering their corresponding codes.

VIDEOS

View unlocked videos here. Select a video and then press **A** to play it.

CONTENT

View the content downloaded from the Xbox LIVE Marketplace.

VEHICLE CLASS

BAJA BUG CLASS (Class 5-1600 & Class 1/2 - 1600)

Based on the pre-1980 Volkswagen Beetle, the Baja Bug is one of the enduring symbols of a true Baja racer. Powered by less than 80 horsepower, this is a great entry-level vehicle. A typical Baja Bug costs less than \$25,000 to build and race.



UNLIMITED VW (CLASS 5 UNLIMITED)

One step up from the entry-level Baja Bug is the Unlimited VW class. Based on the same frame and power train as the original bug, this vehicle has substantial upgrades in both engine and suspension, making it a fun vehicle to race on smaller tracks that don't require high-speed performance.



4X4 (CLASS 3)

The 4x4 class is the only four-wheel drive class found in Baja. These vehicles are tuned for torque over acceleration and are capable of climbing very steep slopes, making them a good candidate for racing in the Hill Climb events.



OPEN WHEEL (CLASS 10)

The open wheel buggy class is a great mid-range performance off-road vehicle and a popular choice among off-road race enthusiasts. These lightweight rear-engine vehicles are based on smaller 2.2 liter VTEC engines that are geared to maintain high RPMs to stay in the power band throughout the acceleration curve.



MINI TRUCK (CLASS 7)

The Mini Truck class is based on popular truck brands such as the Ford Ranger and Toyota Tacoma. Capable of producing over 300 horsepower, these vehicles are an excellent choice for an off-road racer that still won't break the bank.



FULLSIZE TRUCK (CLASS 8)

Fullsize trucks are based on some of the best-selling trucks found on the road today. Models such as the Ford F-150 and Chevy Silverado continually prove themselves as viable off-road race machines.



CLASS 1 UNLIMITED (CLASS 1)

Designed and built without any restrictions on horsepower or suspension travel, the Unlimited Class 1 buggy is one of the highest-performance off-road machines in existence today. They typically cost more than \$300,000 to build and they produce more than 600 horsepower.



TROPHY TRUCK

The Trophy Truck is the king of the off-road desert race. Each truck is a one-of-a-kind custom-built machine whose cost can exceed \$500,000. Producing over 800 horsepower with a top speed of nearly 160 miles per hour, Trophy Trucks can negotiate the most treacherous off-road terrain with the greatest of ease.



BONUS CLASS

The Bonus class contains two small off-road vehicles: an Extreme Mini Rail and a Trophy Kart. The Bonus class vehicles are a great reward for playing through Baja Career.



Ford Oval and nameplates are registered trademarks owned and licensed by Ford Motor Company. www.ford.com. General Motors Trademarks used under license to THQ Inc. "NISSAN" and the names, logos, marks, and designs of the NISSAN products are trademarks and/or intellectual property rights of NISSAN MOTOR CO., LTD. and used under license to THQ Inc. Jeep® and the Jeep® grille design are registered trademarks of Chrysler LLC. Jeep® Wrangler and its trade dress are used under license from Chrysler LLC. © Chrysler LLC 2008. TOYOTA, Tacoma, FJ Cruiser and associated symbols, emblems and designs are intellectual property of Toyota Motor Corporation and are used with permission. Trademarks, design patents and copyrights are used with the permission of the owner Volkswagen AG.

NOTES

NOTES

